

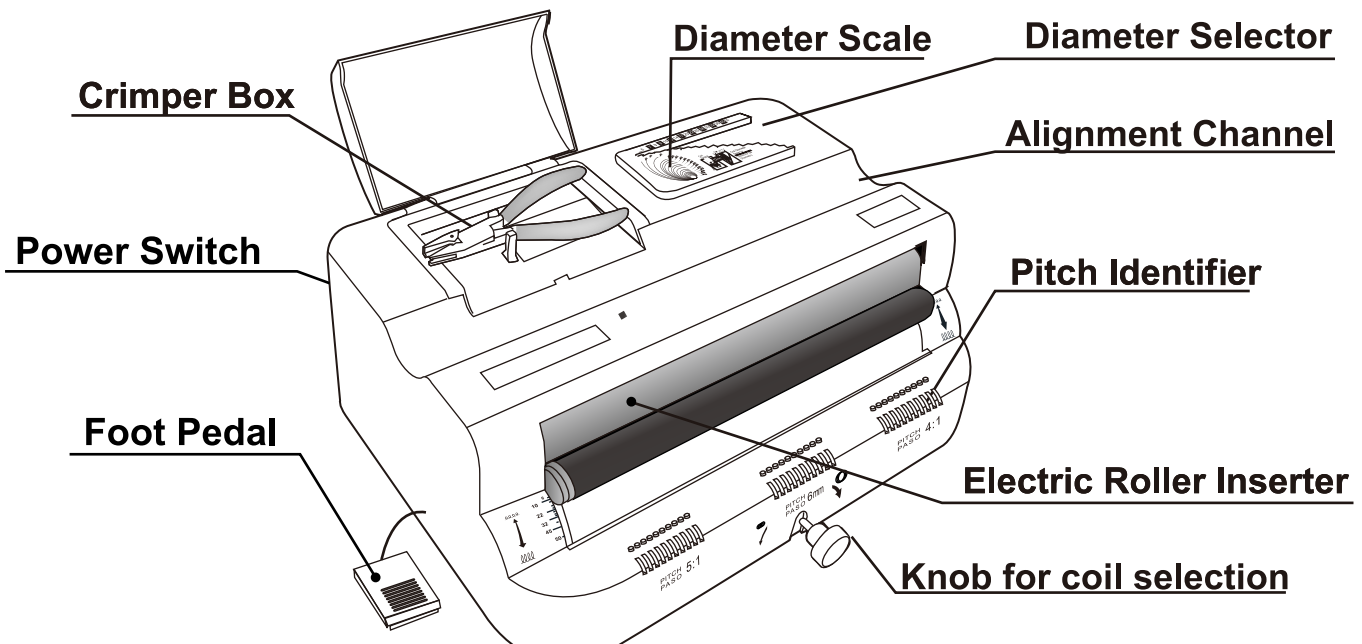
INTRODUCTION

CONGRATULATIONS ON THE PURCHASE OF YOUR NEW **Finish@Coil-M**. A PROFESSIONAL AND EFFICIENT COIL BINDING MACHINE. YOUR **Finish@Coil-M** WAS CAREFULLY DESIGNED WITH A FULL RANGE OF FUNCTIONS AND PREMIUM QUALITY COMPONENTS TO GUARANTEE AN EFFORTLESS AND PROFESSIONAL BIND, AS WELL AS MANY YEARS OF TROUBLE-FREE SERVICE.

IMPORTANT



WE RECOMMEND THAT YOU TAKE A FEW MINUTES TO FAMILIARIZE YOURSELF WITH THE FUNCTIONS OF YOUR NEW **Finish@Coil-M**. YOU WILL FIND THAT WITH JUST A LITTLE PRACTICE, ANYONE CAN ACHIEVE PROFESSIONAL RESULTS.

FEATURES



ASSEMBLY

1. Place your new **Finish@Coil-M** on top of a sturdy working table. See picture 1
2. Turn on switch and press foot pedal to test inserting roller. See picture 2.



SAFETY INSTRUCTIONS

1. Keep fingers, hair, jewelry, necktie and any loose clothing or objects away from roller, as they may be accidentally pulled into the roller.
2. Do not allow children to operate the machine. The **Finish@Coil-M** is not a toy.
3. Always turn switch-off and place foot pedal out of reach when machine is not in use.
4. To reduce the risk of electric shock, never operate the **Finish@Coil-M** near water.
5. Do not use the **Finish@Coil-M** if power cord is damaged.
6. Do not allow the electric cord to be in contact with hot surfaces.
7. In case of malfunction, return the unit to you distributor for service. This equipment does not contain any part that can be serviced by the consumer or operator.

